

MANUFACTURING GROWTH PROGRAMME



333

STRATEGIC BUSINESS REVIEWS CARRIED OUT



£947,285

PRIVATE SECTOR INVESTMENT



£534,793

GRANT AMOUNT DEFRAYED TO DATE



229

JOBS CREATED



£30,562

AVERAGE GVA PER EMPLOYEE



71

JOBS SAFEGUARDED

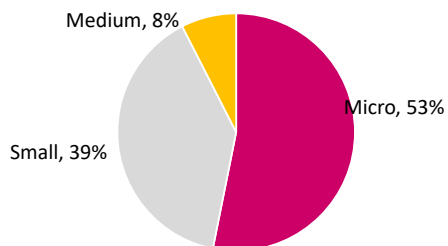


100%

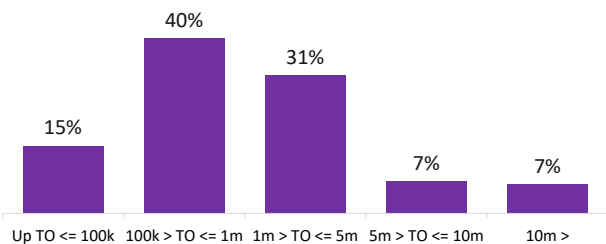
OF CLIENTS ARE 'VERY SATISFIED' WITH THE PROGRAMME

SME ENGAGEMENT

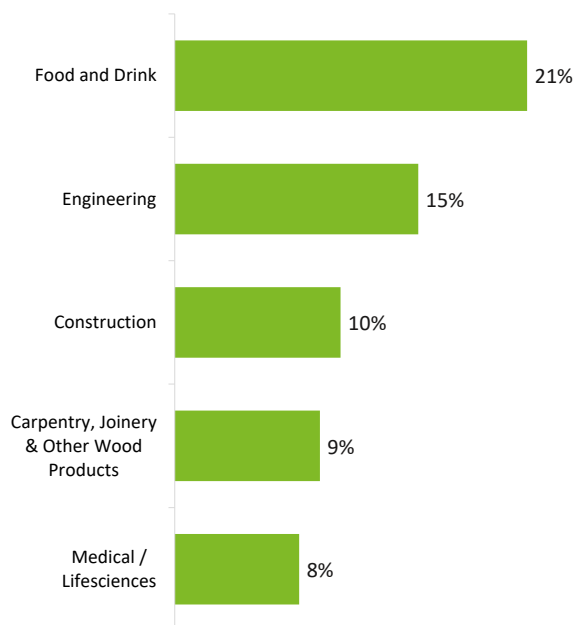
SME SIZE



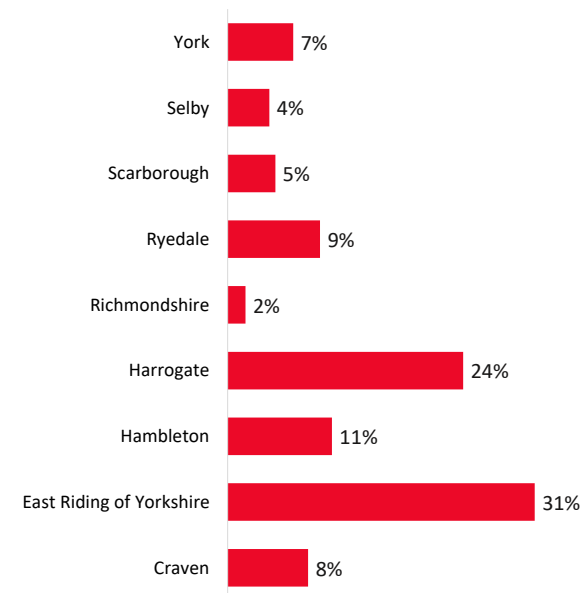
SME TURNOVER



SME SECTORS



ACTIVITY BY LOCAL AUTHORITY




GROWTHMAPPER

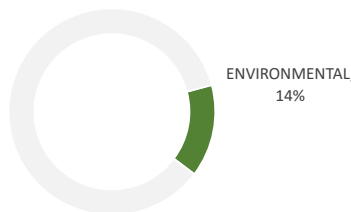
A FAMILY OF COMPLEMENTARY COACHING TOOLS COVERING ALL THE KEY ASPECTS OF ESTABLISHING AND GROWING A SUCCESSFUL BUSINESS

MATURITY LEVEL A IS WHERE BUSINESSES BELIEVE THAT THEY ARE WELL ON TOP OF THE ISSUE

MATURITY LEVEL C IS WHERE BUSINESSES ACKNOWLEDGE THEY HAVE SOME WAY TO GO

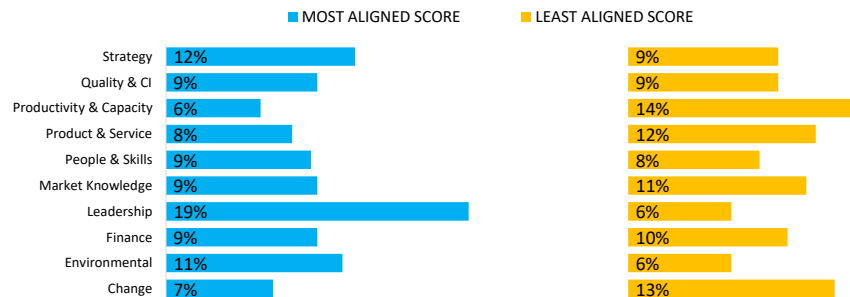


91% OF BUSINESSES BELIEVE THAT LEADERSHIP IS WHERE THEY ARE ON TOP OF THE ISSUE



14% OF BUSINESSES ACKNOWLEDGE THAT THEY HAVE SOME WAY TO GO WITH ENVIRONMENTAL

COMPANY ALIGNMENT



LEADERSHIP IS THE AREA WHERE THE MANAGEMENT TEAM MAINLY AGREE

PRODUCTIVITY & CAPACITY IS THE AREA WHERE THE MANAGEMENT TEAM HAS MARKED DIFFERENCES OF OPINION

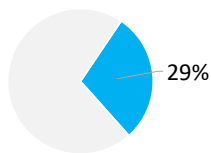
FOCUS OF IMPROVEMENT PROJECTS

GRANT TYPE

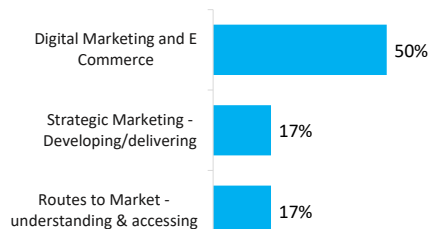
Intensive Projects - 29%
Standard Projects - 35%
Capital Projects - 36%



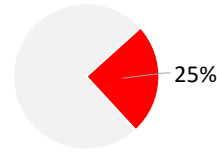
MARKETING & MARKET KNOWLEDGE



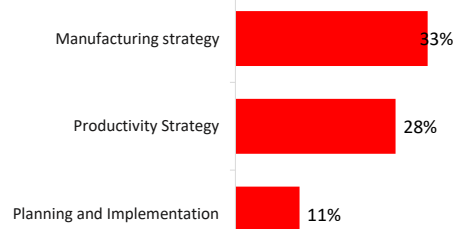
MARKETING & MARKET KNOWLEDGE



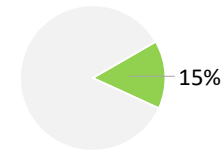
PRODUCTIVITY & CAPACITY



PRODUCTIVITY & CAPACITY



QUALITY & CONTINUOUS IMPROVEMENT



QUALITY & CI

