

**MANUFACTURING GROWTH PROGRAMME**




**327**

STRATEGIC  
BUSINESS REVIEWS  
CARRIED OUT



**£885,218**

PRIVATE SECTOR  
INVESTMENT



**£462,461**

GRANT AMOUNT  
DEFRAYED TO DATE



**258**

JOBS CREATED

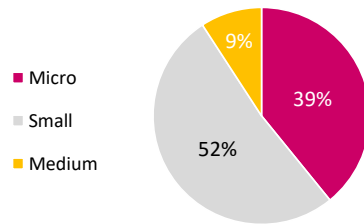


**£39,888**

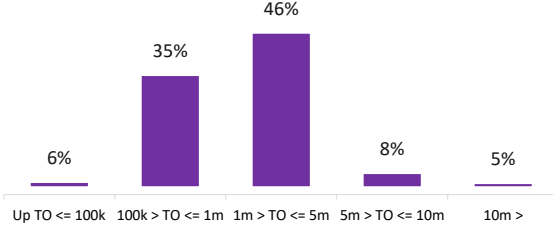
AVERAGE GVA PER  
EMPLOYEE

**SME ENGAGEMENT**

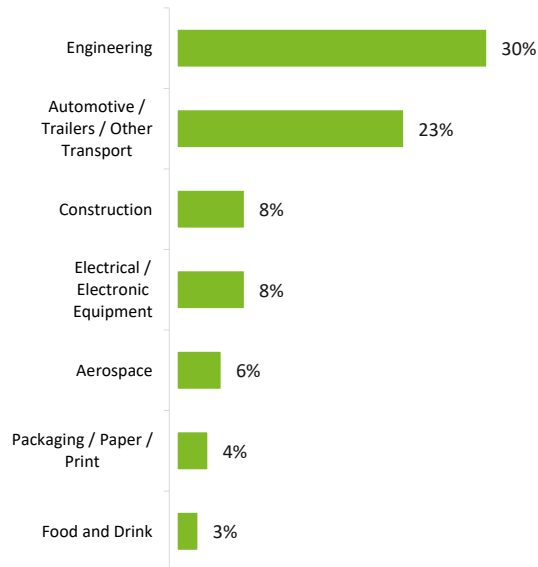
**SME SIZE**



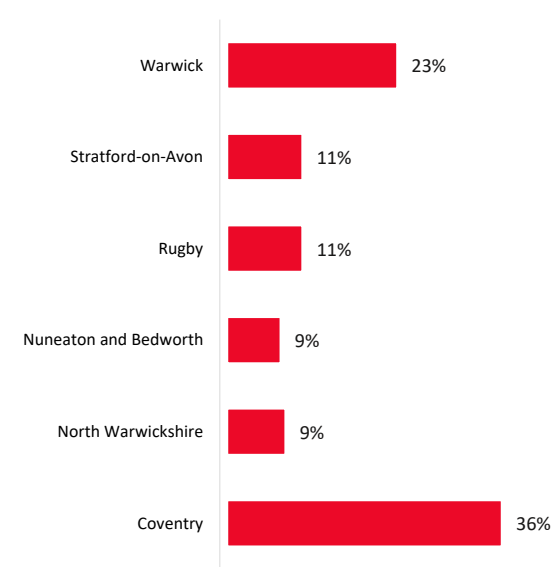
**SME TURNOVER**



**SME SECTORS**



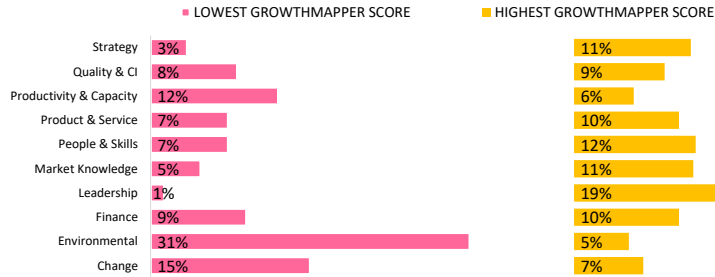
**ACTIVITY BY LOCAL AUTHORITY**



## GROWTHMAPPER

A FAMILY OF COMPLEMENTARY COACHING TOOLS COVERING ALL THE KEY ASPECTS OF ESTABLISHING AND GROWING A SUCCESSFUL BUSINESS

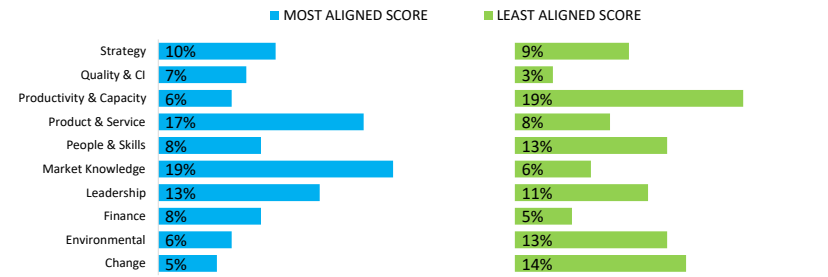
### GROWTHMAPPER SCORE BY CATEGORY



31% OF ALL BUSINESSES BELIEVE THEY HAVE SOME WAY TO GO WITH ENVIRONMENTAL

19% OF ALL BUSINESSES BELIEVE THEY ARE WELL ON TOP OF LEADERSHIP

### ALIGNMENT SCORE BY CATEGORY

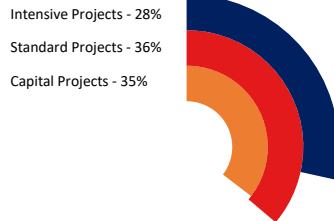


MARKET KNOWLEDGE IS THE AREA WHERE THE MANAGEMENT TEAM MAINLY AGREE

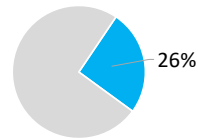
PRODUCTIVITY & CAPACITY IS THE AREA WHERE THE MANAGEMENT TEAM HAS MARKED DIFFERENCES OF OPINION

## PROJECT DELIVERY: TOP 3

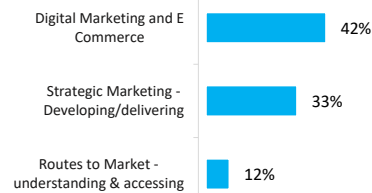
### GRANT TYPE



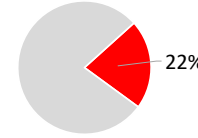
### MARKETING & MARKET KNOWLEDGE



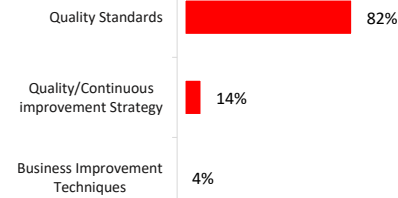
### MARKETING & MARKET KNOWLEDGE



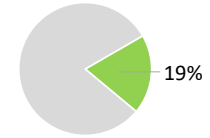
### QUALITY & CONTINUOUS IMPROVEMENT



### QUALITY & CI



### PRODUCTIVITY & CAPACITY



### PRODUCTIVITY PROJECTS

